

Junior Teacher Guide – February 2020



<b>Lesson</b>	<b>Warm Up</b>	<b>Story</b>	<b>Activity</b>	<b>Page</b>
<b>March 1 – Dare to Care and Share</b> (based on Amos 5:18-24)	Watch Lil' Money Mike's "Bully Proof" video	Zion and Zaya Talk about Being Humble and Kind	Make an anti-bullying slogan	<b>3</b>
<b>March 8 – Make a Change, Now!</b> (based on Habakkuk 1:1-4, 12-14)	Play "Red Light, Green Light"	Zion and Zaya Talk about Habakkuk's Request	Make a justice poster	<b>5</b>
<b>March 15 – Rewarding Patience</b> (based on Psalm 37:1-6, 12-13, 27-28, 34)	Share a time when you witnessed good acts and a time you witnessed evil acts	Zion and Zaya Talk about the Rewards for the Just	Make a justice stamp	<b>8</b>
<b>March 22 – Loyal and Obedient</b> (based on Micah 6:1-8)	Share a time you broke a rule and why you chose to break the rule	Zion and Zaya Talk about What God Wants	Make a Micah 6:8 banner	<b>10</b>
<b>March 29 – Challenging the Leader</b> (based on Malachi 3:1-4, 6-12)	Watch the "God's Story: Generosity" video	Zion and Zaya Talk about Leading with Fairness	Make a tithing box	<b>12</b>

## Appendices

<u>Title</u>	<u>Page</u>
Appendix A    Tithing Box Template	<b>15</b>

# Dare to Care and Share

## Get Excited!

**Below are the instructions for the warm-up activity – Watch Lil’ Money Mike’s “Bully Proof” video.**  
Watch the YouTube video “Bully Proof” at <https://youtube.com/watch?v=MMZZgAPQBml>.

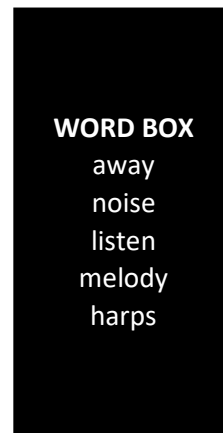
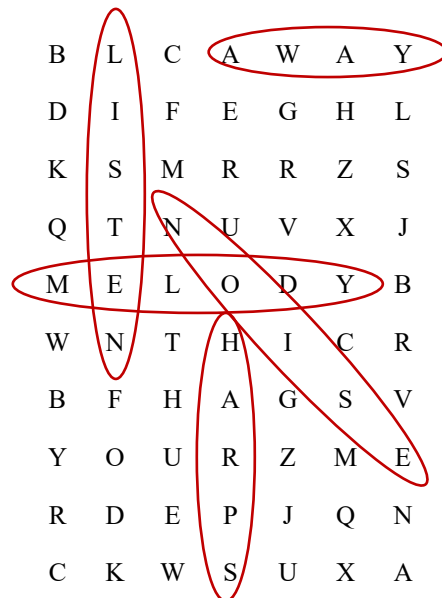
## Key Verse Exercise

**Read the verse to remember aloud.**

**Take away from me the noise of your songs; I will not listen to the melody of your harps. (Amos 5:23)**

Tell students to find the missing words in the verse to remember.

Take away from me the noise of your songs; I will not listen to the melody of your harps.



## Read and Learn!

**Read Zion and Zaya Talk about Being Humble and Kind aloud.**

### Zion and Zaya Talk about Being Humble and Kind

Zion – God’s ways are not our ways. God uses people to carry out His plans who we would never think about.

Zaya – In today’s lesson God called a prophet from the southern kingdom of Judah to prophesy to the northern kingdom of Israel.

Zion – Who was this prophet?

Zaya – His name was Amos. The prophet Amos lived among a group of shepherds in a small town named Tekoa. He was not a man of the court like Isaiah or a member of the priestly family like Jeremiah and Ezekiel. He earned a living from the flock and the sycamore-fig grove.

Zion – Amos laments in a song how God had already destroyed the Israelites. And why did God respond to the Israelites this way?

Zaya – The Israelites did not adopt a lifestyle of justice as God required. Instead they trusted in their wealth and religious practices.

Zion – God required that His people reject false worship and religious practices because these did not glorify God.

### **Rise Up!**

**Answers to questions in *What Do You Think* are underlined.**

Why did God see judgement against Israel? They had fallen into great sin and treated the poor and oppressed unfairly.

Do you think God views bullying as injustice? *(Answers may vary but ensure students know God does not like bullying and God would see it as unjust actions.)*

### **Complete the Superhero Challenge if time permits.**

Tell students Zion and Zaya want to show the favor of justice. Help them by writing acts of justice and acts of injustice on the scale. (Hint: Make the scale tip more for justice.)



### **Below are the instructions for the Time to Create activity – Make an anti-bullying slogan.**

Materials: Construction paper, crayons or markers, large flip chart

Instructions: Ask students to brainstorm sayings to prevent bullying. (Example, “Hands are for helping, not hurting”, “Be bully-proof”). Write the suggestions on a large flip chart. Give each student one piece of construction paper. Allow them to use the markers or crayons to creatively write one of the anti-bullying sayings on the construction paper.

***Close the lesson with prayer.***

Lord, we thank you that your word shows us how we should worship you. Forgive us for when we have shown injustice and unrighteousness in your sight. Help us to remember that when we show injustice that you are not pleased with our actions. In Jesus' name, we pray. Amen.

Lesson 2 – March 8, 2020 | Habakkuk 1: 1-4, 12-14

## **Make a Change, Now!**

**Get Excited!**

***Below are the instructions for the warm-up activity – Play “Red Light, Green Light.”***

Play a game of red light, green light but make the students wait a long time before you change the light to green. Watch for their impatience. Then ask them if they ever prayed for something and didn't see an answer for a long time? Or what did they do when it seemed as if God was not listening to their prayer? Emphasize how it is important for us to wait and trust God.


**Key Verse Exercise**

***Read the verse to remember aloud.***

***Your eyes are too pure to behold evil, and you cannot look on wrongdoing. (Habakkuk 1:13)***

Tell students to find the missing words in the verse to remember.

Your eyes are too pure to behold evil, and you cannot look on wrongdoing.



#### WORD BOX

eyes  
pure  
behold  
cannot  
wrongdoing

#### Read and Learn!

**Read Zion and Zaya Talk about Habakkuk's Request aloud.**

#### **Zion and Zaya Talk about Habakkuk's Request**

Zion – Isn't the name Habakkuk is an interesting name?

Zaya – Yes. He was one of the minor prophets in the Old Testament.

Zion – What do we know about Habakkuk?

Zaya – He lived and prophesied around the time of Jeremiah and Zephaniah.

Zion – His name means "embrace." But there is no biographical information about his life.

Zaya – Habakkuk was concerned about the injustice he saw around him and made several complaints to the Lord.

Zion – When Habakkuk saw the injustice among his people, he asked why the Lord didn't take action.

Zaya – Everywhere Habakkuk turned he saw chaos in opposition to the order that God had created.

Zion – Habakkuk was also concerned about the sin he saw around him, so he asked questions about why God did not put an end to these things.

Zaya – Habakkuk questioned God's lack of action in making the wrongs he is witnessing right.

Zion – Habakkuk listed the evil he sees: people hurting others, arguing, fighting, people not obeying the teachings, people not receiving a fair trial.

Zaya – Then Habakkuk voices what many who try to do right and follow God's commands of doing good sometimes think: "Evil people gain while the good people lose" (4c).

Zion – In fact, Habakkuk observed: "The judges no longer make fair decisions" (4d).

Zaya – In verses 5-11 which is not a part of our lesson, God responds to Habakkuk's concerns. God reveals His plan.

Zion – And what is God's plan? God will use the Chaldeans/Babylonians to punish His people.

Zaya – Habakkuk characterizes God as the "Holy One, my God."

Zion – Habakkuk is also sure that God will not completely destroy his people: “You will not let those who trust you die.”

Zaya – In referring to God’s plan, Habakkuk reviews God’s choice of the Babylonians to punish God’s people. In fact, it seems that God created the Babylonians to punish his people.

Zion – Once again Habakkuk refers to God as holy, righteous, pure. But he still wonders how God can allow the evil Babylonians to overpower His people.

Zaya – Further, Habakkuk does not understand God’s silence.

Zion – Habakkuk says that God treats His people like fish of the sea without a leader.

Zaya – It is interesting that Habakkuk added this word picture that reminds us that fish are captured and called at random with no accountability. How much this resembles how the Babylonians will be allowed to punish God’s people without accounting for it!

### **Rise Up!**

#### ***Answers to questions in What Do You Think are underlined.***

Why did Habakkuk complain to God? He wanted God to do something about the evil, corrupt and sinful living of Judah.

Did Habakkuk think it was fair for God to use evil Babylon to punish Judah? No because he thought Babylon’s was evil was worse than Judah’s.

#### ***Complete the Superhero Challenge if time permits.***

Tell students to help Zion and Zaya learn about the history of the national anthem sung by African Americans, “Lift Every Voice and Sing” or another song of justice. Allow them to use their smart devices to do the research.

#### ***Below are the instructions for the Time to Create activity – Make a justice poster.***

Materials: Small sheets of poster board, poster markers

Instructions: Ask students to come up with an issue in which they think others are treated unfairly. Then ask them to make posters for an in-class march to make others aware of the issue. Make a video of the students marching in class march and sharing their thoughts on the issue.

#### ***Close the lesson with prayer.***

Lord, we thank you for being just and merciful. Help us to be patient in waiting on you to answer our prayers, trusting that you know what is best. In Jesus’ name we pray. Amen.

# Rewarding Patience and Trust

## Get Excited!

*Below are the instructions for the warm-up activity – Share a time when you witnessed good acts and a time you witnessed evil acts.*

Begin the discussion by giving examples of good acts and evil acts. Then ask volunteers to share their witness accounts. Limit the discussion to five minutes.

## Key Verse Exercise

*Read the verse to remember aloud.*

*Trust in the Lord, and do good. (Psalm 37:3)*

Tell students to find the missing words in the verse to remember.

Trust in the Lord and do good.

T A H P N K D  
V S Z C X T O  
L E U B H I O  
K O Q R P M G  
F M V Y T C R  
D U B E N X L  
A W S J Q F I  
G Y K U Z A D  
H S D R O L C  
O J B G W T R

### WORD BOX

Trust  
Lord  
good

## Read and Learn!

*Read Zion and Zaya Talk about the Rewards for the Just aloud.*

### Zion and Zaya Talk about the Rewards for the Just

Zion – There is adage that says: “Patience is a virtue.” What does that mean?

Zaya – When you have patience

you know how to **p**ersevere;

you are **a**ccepting,



**t**olerant and  
**i**ndefatigable;  
you know how to **e**ndure;  
you are **n**on-complaining; and you know  
how to remain **C**omposed and  
**e**ven-tempered.

Zaya – Often we get upset because we see evil people prospering. But in time they will have nothing; neither fame or fortune.

Zion – If we trust God and do good, God will bless you. If we serve God with joy, God will give you the desires of your heart and He will care for you.

Zaya – Then we will be “stars” because our goodness will shine like the sun and our fairness will shine like the noonday sun.

Zion – Don’t be dismayed by the evil plans the wicked make against you. God laughs at the wicked.

Zaya – God loves justice, so stop doing evil and do good. Your reward – you will live forever. God will always be with those who worship him and will protect them, too.

Zion – What is the result of waiting for the Lord’s help and following him? “He will honor you and give you the land. But, most of all, you will see the wicked people away.

Zaya – “Wait on the Lord and he will strengthen your heart.”

### **Rise Up!**

**Answers to questions in What Do You Think are underlined.**

What does Psalms 37:3 encourage us to do? To trust in God and do good by following his commands.

God will not judge the wicked. True False

### **Complete the Superhero Challenge if time permits.**

Tell students to help Zion and Zaya write a responsive reading using a scripture about justice. Show them an example of a responsive reading in the back of the A.M.E. Zion hymnal.

### **Below are the instructions for the Time to Create activity – Make a justice stamp.**

Materials: Sponges (one per student), blank sheets of paper (one per student), large index cards (one per student), washable paint, paper plates, pencils, scissors

Instructions: Before class pour the washable paint in the paper plates. During class give each student a blank sheet of paper, a pencil, a sponge and a large index card. Ask students to design a symbol for justice on the blank sheet of paper. Cut out the design and use it as a pattern to make the symbol with the sponge. Dip the sponge symbol in the paint and press it onto the large index card.

### **Close the lesson with prayer.**

Lord, thank you for being a just God. Teach us to choose your love over wickedness. In Jesus’ name we pray. Amen.

# Loyal and Obedient

## Get Excited!

**Below are the instructions for the warm-up activity – Share a time when you broke a rule and why you chose to break the rule.**

Begin the discussion by recalling a time you broke a rule when you were the same age as the students. Then ask for volunteers to share their experiences. Limit the discussion to five minutes.

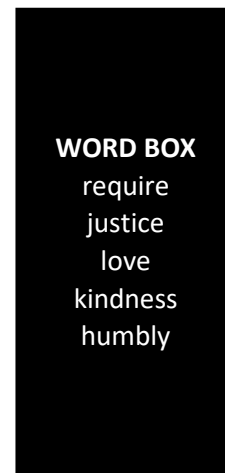

## Key Verse Exercise

**Read the verse to remember aloud.**

**What does the Lord require of you but to do justice, and to love kindness, and to walk humbly with your God? (Micah 6:8)**

Tell students to find the missing words in the verse to remember.

What does the Lord require of you but to do justice, and to love kindness, and to walk humbly with your God?



## Read and Learn!

**Read Zion and Zaya Talk about What God Wants aloud.**

### Zion and Zaya Talk about What God Wants

Zaya – Micah’s name means “Who is like God?”

Zion – The Lord commanded Micah, His advocate, to plead his case before the mountains and hills.

Zaya – Micah explains that these are not his words, but the words of the Lord. The mountains and the hills have been here from the beginning. They can witness to everything God has done.

Zion – In verse 1 God directs Micah to take the mountains and the hills as witnesses. In verse 2 God calls upon the mountains to hear.

Zaya – God is about to bring action/punishment/judgment against his people.

Zion – In the past had tried to reason with his people. He had sent signs and wonders, but the people turned a blind eye and a deaf ear. They refused to repent.

Zaya – There are many instances where God performed gracious acts toward his people. These included his people’s release from bondage in Egypt, their journey to the Promised Land, leadership (Moses), God reversed the attempt of Balaam to curse the people, God parted the Jordan so the people could cross over on dry ground. God had faithfully kept all his promises.

Zion – God asked: “What have I done to you? Why is it you no longer follow Me? Are you tired of Me?” (paraphrased)

Zaya – Micah seemingly speaking on behalf of the people asks: “What can I bring with me when I come before the Lord? Burnt offerings, 1,000 male sheep, 10,000 rivers of oil or my first child?”

Zion – As if answering his own rhetorical questions in verses 6-7, Micah tells us what God requires of his people in his day and in our day: “Do right to other people. Love being kind to others. And live humbly, trusting your God” (6:8).

**Rise Up!**

**Answers to questions in What Do You Think are underlined.**

What did God do in response to Israel’s actions? God decided their cities would be destroyed by the Assyrian armies and later Babylon.

How do you think God feels about your disobedient heart towards him and your unjust actions towards others? *(Answers will vary but ensure students know disobedience and injustice do not please God.)*

**Complete the Superhero Challenge if time permits.**

Tell student to help Zion and Zaya choose a challenge to help them practice justice. Then write suggested activities for the chosen challenge.

Help someone in need

Treat others fairly

Trust God

Follow my parents' rules

Things to do to meet this challenge:

\_\_\_\_\_

\_\_\_\_\_

**Below are the instructions for the Time to Create activity – Make a “Micah 6:8” banner.**

Materials: Large poster board (one per student), crayons or makers, yarn, hole punch

Instructions: Give each student a large poster board. Ask student to trace their hand in the top left corner of the poster board. Then write DO JUSTLY on the right side of the hand. Now ask students to trace their foot in the bottom left corner of the poster board. Then write WALK HUMBLLY on the right side of the hand. Finally ask students to draw a heart between DO JUSTLY and WALK HUMBLLY. Then write LOVE MERCY on the left side of the heart. Color the hand, heart and foot. Punch holes in the top corners for the poster board. Tie each end of the yarn through the holes to make a banner.



***Close the lesson with prayer.***

Lord, we know that you are a just God and that you punish those who are disobedient. Forgive us when we have been not been faithful and loyal to you. Help us to remember to always do justly, to love kindness and to walk humbly with you. In Jesus' name we pray. Amen.

Lesson 5 – March 29, 2020 | Malachi 3:1-4, 6-12

## Challenging the Leader

**Get Excited!**

***Below are the instructions for the warm-up activity – Watch “God’s Story: Generosity.”***

Watch the YouTube video “God’s Story: Generosity” at <https://www.youtube.com/watch?v=VyXe25LycY>.

**Key Verse Exercise**

***Read the verse to remember aloud.***

***For I the Lord do not change. (Malachi 3:6)***

Tell students to find the missing words in the verse to remember.

For I the Lord do not change.

A	D	F	H	J	M	E
N	P	T	W	Y	G	R
D	C	H	P	N	K	J
O	U	Q	A	V	C	O
K	M	H	Y	I	B	L
F	C	S	D	V	Z	P
X	R	G	L	O	A	G
H	T	N	B	E	R	D
L	W	O	C	I	N	D
E	S	A	N	D	U	Q

**WORD BOX**  
Lord  
not  
change

**Read and Learn!**

***Read Zion and Zaya Talk about Leading with Fairness aloud.***

**Zion and Zaya Talk about Leading with Fairness**

Zion – God announces that he will send a messenger to prepare the way of the Lord. This messenger we understand to be John the Baptizer.

Zaya – Yes. When we read about John, the son of Zechariah and Elizabeth, whose missions was to go first before the Lord to prepare the people for the Lord’s coming.

Zion – When all the preparations are complete, the Lord will come to His temple. The Lord is referred to as the “messenger of the covenant,” the One who has the authority to reward and judge his people on the basis of their faithfulness to his covenant with them.

Zaya – Who may abide the day of His coming? No one will survive when He comes. Why? He will be like a refiner’s fire (fire that burns garbage) and like fuller’s soap (soap that will wash away the stain of sin).

Zion – The people needed to admit their sins in order to experience God’s goodness again and be blessed.

Zaya – Then God pointed out that the people had not brought the required tithes and offerings – “Will a man rob God? Yet you have robbed Me. But you say, “How have we robbed You? You have robbed Me in your tithes and offerings” (3:8).

Zion – A tithe was a tenth and it was the first fruits that belonged to God. Offerings are above and beyond the tithe.

Zaya – The whole nation had robbed God. So God commanded them to “bring to the storehouse a tithe of what you gain.”

Zion – Then God challenged them. God will multiply all that they give that they will not have enough room to hold it.

Zaya – God will protect the land so that it does not become desolate and all nations will call His people blessed.

**Rise Up!**

**Answers to questions in What Do You Think are underlined.**


What was Judah doing that did not please God? They were withholding their tithes and offering.

What message of hope did Malachi share with God’s people? The promised Messiah would come and purify their sins.

How did the Faithful Five inspire the new student to give an offering? They taught the student what it means to tithe and give an offering.

**Complete the Superhero Challenge if time permits.**

Tell students the Faithful Five received \$20 for working together to clean up the local park. This Sunday they want to pay their tithe during offering. Show them how much to put in the offering by coloring the right number of dollar bills.



**Below are the instructions for the Time to Create activity – Make a tithing box.**

Materials: Copies of the Tithing Box template in Appendix A (one per student), crayons, scissors, tape or glue

Instructions: Before class print copies of the Tithing Box template on cardstock paper. Allow students to color and cut out the tithing box pattern. Be sure to cut out the rectangle in the middle as the money slot. Fold the tabs and glue or tape them together to form a box.



**Close the lesson with prayer.**

Lord, Thank you for your many blessings. Help us to be faithful in our giving. In Jesus’ name we pray. Amen.

Appendix A | Tithing Box Template

