

Beginner Teacher Guide – June 2019



Lesson	Warm Up	Story	Activity	Page
June 2 – Celebrate the New Promise (based on Mark 14:17-31; Hebrews 8:6-7, 10-12)	Sing “Standing on the Promises of God”	Adventures of the Faithful Five – Episode 1: A Seder Invitation	Make a Last Supper cup	3
June 9 – A Restored Relationship (based on Mark 15:6-15, 25-26, 33-39)	Sing “Give Me a J”	Adventures of the Faithful Five – Episode 2: Giving It Up	Make bible verse flash cards	5
June 16 – A Special Offering (based on Hebrews 9:11-22)	Sing “Nothing but the Blood of Jesus”	Adventures of the Faithful Five – Episode 3: You’re Forgiven	Make a cross collage	7
June 23 – Team Strong! (based on Colossians 2:1-15)	Make a human knot	Adventures of the Faithful Five – Episode 4: Taking Them All Down	Make a unity chain	9
June 30 – The Right Attitude (based on Matthew 5:1-12)	Warm up with the “Beatitudes Song”	Adventures of the Faithful Five – Episode 5: A Call to Rescue	Make a Bee-attitude	11

Appendices

<u>Title</u>	<u>Page</u>
Appendix A Last Supper Cup Pattern	14
Appendix B Bible Verse Flash Cards	15
Appendix C Cross Template	17
Appendix D Bee-Attitude Wings	18

Celebrate the New Promise

Get Excited!

Below are the instructions for the warm-up activity – Sing “Standing on the Promises of God.”

Allow students to sing along with the YouTube video “Standing on the Promises of God”

(<https://www.youtube.com/watch?v=rx1gjcXroZQ>)

Scripture Summary

Jesus celebrated the Last Supper with his disciples during the same time the Passover and the Feast of Unleavened Bread were celebrated. The Passover is the observance of God freeing the Israelites from slavery. The Feast of Unleavened Bread was a seven-day celebration where the Israelites ate bread without yeast to represent their departure from Egypt. At the Last Supper meal, Jesus established a new promise from God that the Holy Spirit would live inside of us.

Key Verse Exercise

Read the verse to remember aloud.

This is the covenant that I will make. ...I will be their God, and they shall be my people. (Hebrews 8:10)

Tell students to trace the word and then write it in the verse to remember.

This is the covenant that I will make. I will be their God, and they shall be my people.

Read and Learn!

Read Adventures of the Faithful Five: Episode 1 aloud. Review key words.

Adventures of the Faithful Five – Episode 1: A Seder Invitation

Ashanti was so excited! A friend from school who attends a Jewish **synagogue** invited Ashanti over to her home to celebrate Passover with her family. Ashanti learned in church school that God told the Jewish people to always celebrate the Passover meal beginning with the night they were set free from slavery in Egypt. She also remembered learning that the Passover meal was also the Last Supper Jesus ate with his disciples the night before the crucifixion.

“I am so glad your parents are going to let you come over and share a seder meal with my family,” said her friend.

“What is a seder meal?” asked Ashanti.

“In Jewish tradition,” said Ashanti’s friend, “the seder meal contains a plate of six symbolic foods each having a special meaning of retelling the story of the **Exodus** from Egypt. The seventh item during the meal is a stack of unleavened bread called matzah, that is placed on its own plate. Four cups of the fruit of the vine (or wine) relate to different parts of the seder representing the four types of **deliverance** promised by God. We also serve one another juice.”

“Wow!” said Ashanti! “What an interesting way to celebrate Passover.”

As everyone gathered to sit in their seats at the seder table, Ashanti began to think about God’s covenant with us. Because of God’s love for us, we are all invited to sit at God’s table and experience forgiveness of our sins. Ashanti closed her eyes and said a short prayer of thanks to God for keeping his promise, that he is our God and we are his people.

Rise Up!

Answers to questions in What Do You Think are underlined.

What did Jesus do at the Last Supper meal? Made a new promise from God that the Holy Spirit would live inside of us

What is a seder meal? a Jewish meal with six symbolic foods about the Exodus from Egypt

What did Ashanti think about during the seder meal at her friends’ house? God’s covenant with us

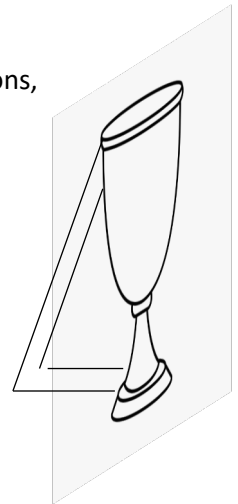
Complete the Superhero Challenge if time permits.

Tell students the Faithful Five want to demonstrate how God keeps promises in a creative way. Help them by coming up with movements to make a video for the song, “Way Maker.” (Way Maker is a song by a Nigerian gospel singer named Sinach. You can play the song on YouTube at <https://youtube.com/watch?v=s7H0ZoCmSvQ>.)

Below are the instructions for the Time to Create activity – Make a Last Supper cup.

Materials: Copies of Appendix A (one per student), cardstock paper, scissors, markers or crayons, tape

Instructions: Print copies of the Last Supper Cup pattern in Appendix A on cardstock paper. Color the cup and then cut out the cup and rectangular strips. Tell students triangles are the strongest shapes. Tape the two strips together to make one long strip. Fold the long strip into a triangle. Use tape to fasten loose ends. Then tape the triangle to the back of the cup to make a stand.



Close the lesson with prayer.

Lord, thank you for keeping your promises to us. In Jesus name, Amen.

A Restored Relationship

Get Excited!

Below are the instructions for the warm-up activity – Sing “Give Me a J-E-S-U-S.”

Allow students to sing along with the YouTube video “Give Me a J-E-S-U-S”

(<https://www.youtube.com/watch?v=9sVoS8xykm8>)

Scripture Summary

People were executed for crimes against the Roman government. Jesus was taken to the Roman Governor Pilate because Jewish leaders wanted him executed even though he did not do things of which he was accused. The people could request for one prisoner to be released. Pilate asked them if they wanted to release Jesus, but the people said “No!” Pilate knew Jesus was innocent, but he released him to be crucified anyway.

Key Verse Exercise

Read the verse to remember aloud.

Truly this man [Jesus] was God’s Son! (Mark 15:39)

Tell students to trace the word and then write it in the verse to remember.

Truly this man Jesus was God’s Son!

Read and Learn!

Read Adventures of the Faithful Five: Episode 2 aloud. Review key words.

Adventures of the Faithful Five – Episode 2: Giving It Up

Zakiah sat at the dinner table doing homework as she watched her mom cook dinner. The phone rang. It was her mom’s friend, Mrs. Janice. Zakiah could hear her mother talking. “Hi Janice, how are you? I’m doing okay. I have a busy schedule this week. Zakiah has dance practice at the church. Her brother has a basketball game. I’m volunteering at the church outreach on Saturday afternoon and I have choir practice afterwards, so I won’t be able to go. I hope you and the girls have a nice trip”

Zakiah had a **concerned** look on her face as she asked her mom, “What trip?” Her mother answered, “My friends are going on a day trip and wanted to know if I wanted to go, but I am too busy this week.”

Zakiah was still concerned so she asked her mother, “Mom, why do you do all these things for us and other people?”

It seems like you never have time for yourself. Why do you make **sacrifices**?” Her mother walked over to her and said, “Well, it isn’t always easy to make sacrifices. Sometimes I must choose between something that is just for me and things I need to do for my family or things to help those in need. I am not the only one who makes sacrifices Zakiah. You make sacrifices when you come home and choose to do homework or read your devotion instead of watching TV.”

“You’re right mom. I never thought of that,” Zakiah said.

“There is someone else who made an even bigger sacrifice for all of us. Remember, Jesus made the **ultimate** sacrifice so that the world might be saved. It wasn’t easy for him to die on the cross, but he was committed to serving God and loving us so that we could have a relationship with God again. It isn’t easy to make sacrifices, but it is worth it. Jesus teaches us that we too must make sacrifices for God if we choose to follow God’s Word,” said Zakiyah’s mom.

Before Zakiyah went back to doing her homework, she paused and thanked God for Jesus’ sacrifice and prayed that God would help her to make the right sacrifices for him.

Rise Up!

Answers to questions in What Do You Think are underlined.

Roman Governor Pilate sentenced Jesus to be crucified because he was guilty. True False

Who wanted Jesus executed? Jewish leaders

Tori’s mom made sacrifices for her family, but who made the ultimate sacrifice for the sins of the whole world?

Jesus

Complete the Superhero Challenge if time permits.

The Faithful Five know Jesus was falsely accused when he was sentenced to be crucified. They are planning a mock trial to help others understand the sacrifice Jesus made. You can help them by planning a mock trial in your class. Invite guests to watch the trial. (**Roles that need to be assigned:** attorney representing Jesus, attorney representing the Jewish leaders, the jury)

Below are the instructions for the Time to Create activity – Make bible verse flash cards.

Materials: Copies of Appendix B (one per student), cardstock paper, scissors

Instructions: Print copies of flash cards in Appendix B double-sided on cardstock paper. Allow students to color and cut the cards. Tell students these bible verses are about promises, sacrifice and commitment. Encourage parents to help students learn the bible verses by the end of the month. (Optional: Conduct a “bible bee” - similar to a spelling bee - at the end of the month.)

Close the lesson with prayer.

Lord, thank you for the sacrifice you made for me. Help me to continue to grow in my faith and my commitment to make sacrifices as I follow God’s work. In Jesus name, Amen.

A Special Offering

Get Excited!

Below are the instructions for the warm-up activity – Sing “Nothing but the Blood of Jesus.”

Allow students to sing along with the YouTube video “Nothing but the Blood of Jesus”

(https://www.youtube.com/watch?v=rYNOhIhK2iw&list=RDrYNOhIhK2iw&start_radio=1)

Scripture Summary

The old covenant didn’t have a sacrifice that forgave human sin. The blood of animals could not do it. The new covenant promised that sins would be forgiven forever so humans could be made right with God. The perfect sacrifice that came from Jesus shedding his blood was the only thing that could do this.

Key Verse Exercise

Read the verse to remember aloud.

Christ is the mediator of a new covenant. (Hebrews 9:15)

Tell students to trace the word and write it in the verse to remember.

Christ is the **mediator** of a new covenant.

Read and Learn!

Read Adventures of the Faithful Five: Episode 3 aloud. Review key words.

Adventures of the Faithful Five – Episode 3: You’re Forgiven

It was Sunday morning and the Faithful Five rushed to their seats in Church School class. Mekhai was a tad bit slow behind the others. It seemed as if he wasn’t having a very good morning. He walked quietly to his seat and sat in silence. As the others began to talk about what they did on Saturday, Mekhai turned his head away from the group.

“Ashanti’s skate part was so **awesome!**” said Nevaeh. “It sure was. I had the chance to learn how to skate backwards even though I fell a few times,” said Zakiyah. The group began to laugh as the teacher entered the room and greeted them.

“Good morning class!” I hope you had a wonderful weekend! This morning we are going to pair in groups of two.

Jahari you will pair with Zakiyah, Ashanti you will pair with Mekhai, and Nevaeh....” Mekhai **abruptly** interrupted the teacher. “Excuse me, may I have another partner,” he said. The class looked puzzled because Mekhai didn’t want to partner with Ashanti. The teacher walked over to Mekhai’s seat and asked to speak with him privately.

“Mekhai, what’s wrong. It doesn’t seem like you are having a very good day today,” she said.

“I am not. I don’t want to partner with Ashanti. Ashanti had a skate party yesterday and I wasn’t invited. She invited all the others, but she didn’t invite me. It hurts me very bad because she is supposed to be my friend,” said Mekhai as tears rolled down his cheeks.

“Mekhai, have you asked Ashanti why she didn’t invite you to her party? Sometimes our friends and other people do things that hurt us, but even then, we are supposed to forgive them,” she said.

“Why do I have to forgive people that hurt me?” said Mekhai.

“Because God forgives us. Jesus made a big sacrifice by dying on the cross so that God could forgive us of our sins and mistakes. God says in his word that we should forgive others because he forgave us. When we forgive others like he did, we get to share with them the same love Jesus shared with us.” she said.

As Mekhai listened about the sacrifice Jesus made for us, he looked down and saw that the cross on his chest began to light up. “You’re right! Can we pray?” said Mekhai. “Absolutely!” she said as she called for the rest of the class to come over.

She looked at Mekhai and asked him did he have something to say to Ashanti. Mekhai began to tell Ashanti that he was mad at her for not being invited to her skate party. Ashanti told Mekhai that she was going to invite him to the party, but Mekhai’s mom said they would be out of town that day visiting his grandmother. “I’m sorry for hurting you, Mekhai,” said Ashanti. “I forgive you,” said Mekhai. Then the class said a prayer of forgiveness and **thanksgiving** to God.

Rise Up!

Answers to questions in What Do You Think are underlined.

What was the perfect sacrifice to forgive human sin forever? Jesus shedding his blood

Was forgiving Ashanti the right thing for Mekhai to do? Why or why not? (Answers may vary but emphasize the need to forgive others.)

Complete the Superhero Challenge if time permits.

Before class cut 1-inch squares from various colors of construction paper. Give each student 10 squares, mixing the colors. Then tell students the Faithful Five want to share words of encouragement with others. Help them by filling each square with words that express forgiveness. Write the words on a flip chart paper as students shout them out. The squares will be used to make the cross collage. (Optional: You can allow student to write the beginning letter for each word they come up with as a class.)

Below are the instructions for the Time to Create activity – Make a cross collage.

Materials: Copies of Appendix C (one per student), 1-inch construction paper squares (from the Superhero Challenge), cardstock paper, scissors, glue

Instructions: Print copies of the cross template in Appendix C on cardstock paper. Glue the construction paper squares in the cross like a collage.

Close the lesson with prayer.

Dear Lord, thank you for the blood Jesus shared as a sacrifice so that our sins could be forgiven forever. Help me to continue to forgive others and share the love of Jesus. In Jesus name, Amen.

Team Strong!

Get Excited!

Below are the instructions for the warm-up activity – Make a human knot.

Gather students into a circle. Each child should stretch out one hand to grab the hand of a child across from him or her and then use the other hand to join to someone else in the circle. Students should then try to untangle the circle without releasing hands. Limit the activity time to five minutes. Emphasize how we are all tied together through Christ.

Scripture Summary

The apostle Paul writes a letter to the Church of Colossae and Laodicea while he is in prison. Paul also shares how baptism shows that we buried our old life to be resurrected in our new life with Christ and encourages the believers there to stay united in love. The more they learned about Christ together as a faith community, the more they would be able to stand together against false teachers.

Key Verse Exercise

Read the verse to remember aloud.

Continue to live your lives in him, rooted and built up in him. (Colossians 2:6-7)

Tell students to trace the word and write it in the verse to remember.

Continue to live your lives in him, rooted and built up in him.

Read and Learn!

Read Adventures of the Faithful Five: Episode 4 aloud. Review key words.

Adventures of the Faithful Five – Episode 4: Taking Them All Down

The one-hour trip to Camp Zion had just come to an end. A bus carrying 30 kids from the church finally arrived to the camp grounds and all the kids were excited. The Faithful Five were among the group of campers who would be staying at Camp Zion over the weekend. Little did they know, their **archrivals** (Lady Mystic, Doctor Gloom, Mister Fear, the Serpent and Rude Dude) united to create an evil plan to ruin Camp Zion.

When Nevaeh, Ashanti, Zakiyah, Jahari and Mekhai unloaded the bus they noticed the symbols on their shirts began to light up. They all looked at one another and became **alarmed**. “Something is going on! All of our symbols never light up at the same time unless...” said Zakiyah. “Where’s the remote?” said Ashanti as she began to look around at her friends. “We don’t have the remote. We left it at home. Camp doesn’t have TV’s. We will just have to get in a circle, hold hands, close our eyes and then wait to see what will happen next,” said Nevaeh.

As the Faithful Five gathered together with their hands held tight and their eyes closed they saw a vision of Lady Mystic, Doctor Gloom, Mister Fear, the Serpent and Rude Dude surrounding a group of camp kids who were getting ready to fight at the basketball court. The Faithful Five never saw all five of the evil villains unite to stir up trouble, so they knew this would take a lot of team work.

When they arrived at the basketball court, Ashanti saw a girl he had never seen at church before encouraging the group to fight. Ashanti remembered in the vision that she saw Lady Mystic standing in the same spot where this girl was. She knew that Lady Mystic could transform herself to look like any human and she was always causing confusion. Ashanti remembered that God always prevails! She stood behind the girl and began to speak these words “God is not a God of confusion but of Peace!” Immediately Lady Mystic vanished. Her evil plan failed.

“You were talking about me behind my back!” one kid yelled to another as Doctor Gloom had transported into her mind lies and rumors that were not true. Jahari, with God’s wisdom and insight, ran over to the girl and said, “Don’t believe everything you hear and don’t think the worst about people. You should always have the thoughts of Jesus.” You could see her angry face change to a smile as Doctor Gloom’s evil plan failed.

Trembling in fear caused by Mister Fear’s schemes, another camper began to cry. He was so afraid that he was going to get beat up by the other campers. Zakiyah walked over and put her hand on his shoulder and said, “God hasn’t given you a spirit of fear. Don’t be afraid. Trust that we are here to help you. God always sends help when you’re in trouble.” His tears began to dry up and a smile rushed across his face. Mister Fear’s evil plan failed.

A camp worker walked over to what appeared to be **commotion** and asked, “What are you all doing over here? Didn’t you see the sign? This is a no trespassing zone.” Someone in the group said, “We are minding our business and you should too!” Nevaeh realized that Rude Dude must still be around. He was always trying to get children to be disrespectful like him. “Excuse me, you are to honor those who have authority over you. Rise up and remember that you should respect adults and all God’s children,” said Nevaeh. The child turned to the camp worker and said, “I’m sorry for being disrespectful.” Rude Dude’s evil plan failed.

Mekhai noticed something strange. The basketball court where they were standing was not there anymore! “That sly serpent! He created a basketball court so his villain friends would have a place to carry out their evil plans,” Mekhai thought to himself. Then he gave his Faithful Five crew a high five saying, “OPERATION FAILED! All the villains were defeated once again”. The Faithful Five encouraged the other campers to always come together in love like they did as a team and stand strong in their faith.

Rise Up!

Answers to questions in *What Do You Think are underlined.*

What happens when believers unite in faith and work together? They are able to stand against false teachers

What happened when the Faithful Five united to help the other campers? They defeated the villains.


Complete the Superhero Challenge if time permits.

You will need a hula hoop for this activity. Ask students to stand in a circle. Place the hula hoop over the arm of one child and ask everyone to join hands. Tell students the Faithful Five know that more can be accomplished when they work together as a team. See if you can move the hula hoop all the way around the circle without letting go.

Below are the instructions for the Time to Create activity – Make a unity chain.

Materials: Construction paper, markers or crayons, scissors, stapler or tape,

Instructions: Before class cut the construction paper into 2x11 inch strips. During class give each student a construction paper strip. Ask students to use a marker or crayon to creatively write their name on the strip. Use the stapler or tape to make a chain. Hang the chain in the classroom to remind students they are united in Christ.



Close the lesson with prayer.

Lord, help me to remember that love brings us together. Forgive me when I do not act in love. Teach me how to love others even when it's hard and how to work in a team. In Jesus name, Amen.

Lesson 5 – June 30, 2019 | Matthew 5: 1-12

The Right Attitude

Get Excited!

Below are the instructions for the warm-up activity – Warm up with the “Beatitudes Song.”

Allow students to sing and move to the “Beatitudes Song,” by Kickstart Worship

(<https://www.youtube.com/watch?v=VBW3w9LrxsM>)

Scripture Summary

Jesus taught his disciples and a large crowd about attitudes that reflect God’s Kingdom in a sermon he gave on the side of a mountain near Capernaum. “Beatitudes” are more about what is in our hearts than what happens to us. Some rewards for Beatitudes are received during the time we live on earth and some rewards will be received eternally in heaven.

Key Verse Exercise

Read the verse to remember aloud.

Rejoice and be glad, for your reward is great in heaven. (Matthew 5:12)

Tell students to trace the word and write it in the verse to remember.

Rejoice and be glad for your reward is great in heaven.

Read and Learn!

Read Adventures of the Faithful Five: Episode 5 aloud. Review key words.

Adventures of the Faithful Five – Episode 5: A Call to Rescue

The Faithful Five have always been a team of adventure, but today's adventure was a little less about play and more about responding. Jahari's mom signed the Faithful Five up as junior **first responders** at the local county fair for the weekend. The fair was allowing children to volunteer as first responders to teach them about caring for others. As the team was looking at the fair brochure and discussing the attractions, they heard a loud cry. A young boy exiting the Ferris wheel ride missed the first step down and landed on his face. He scraped his nose and his knee and they both were bleeding.

Jahari grabbed the first aid kit and then the Faithful Five ran to the Ferris wheel. Junior first responders had been taught how to take care of small cuts and bruises so the Faithful Five knew what to do. They felt bad for the young boy and not only wanted to fix his wounds but also comfort him. Jahari introduced the Faithful Five. "Hi, I'm Jahari. These are my friends Mekhai, Nevaeh, Zakiyah and Ashanti. People call us the Faithful Five." The boy was still crying and looked afraid. The Faithful Five wanted to **assure** him everything would be okay, so they shared stories about times they were scared and afraid; times they bruised their arms and cut their knees; and times when they were filled with joy. After a while the young boy stopped **sobbing** and started to smile.

Shortly after a police officer arrived to check on things. The boy told him that he was okay and how the Faithful Five came to bandage his wounds and comfort him. The officer smiled and was grateful! He reached in his pocket and congratulated the Faithful Five for helping the little boy. He gave each of them a first responder sticker and thanked them for their hearts of **compassion**.

Rise Up!

Answers to questions in What Do You Think are underlined.

Who heard Jesus preach the sermon on Beatitudes? His disciples and a crowd of people

Name one of the Beatitudes. (Answers will vary but make sure they come from Matthew 5)

Who did the Faithful Five comfort at the county fair? A young boy who fell

Complete the Superhero Challenge if time permits.


You will need to make 12 signs on poster boards for this activity: 6 signs will have the first half of a beatitude and 6 signs will have the last half of a beatitude. (See the table below for the wording.) Pick 12 students to hold each sign. Line the students up in front of the class, but make sure they are in a scrambled order.

First Half	Last Half
1 Blessed are the poor in spirit	2 theirs is the kingdom of heaven
3 Blessed are those who mourn	4 they shall be comforted
5 Blessed are the meek	6 they shall inherit the earth
7 Blessed are the merciful	8 they shall obtain mercy
9 Blessed are the pure in heart	10 they shall see God
11 Blessed are the peacemakers	12 they shall be called children of God

Tell students blessed means more than happiness. Blessed means to enjoy eternal rewards. (Repeat the key verse: Rejoice and be glad, for your reward is great in heaven.) Help the Faithful Five remember the meaning of blessed by playing the “Right Attitude” game. They tell the students in the line where to go so the first half of a beatitude is matched with its second half. Set a stopwatch for five minutes to time the challenge. Students should use the numbers on the posters to help them make the matches.

Below are the instructions for the Time to Create activity – Make a Bee-Attitude.

Materials: Copies of Appendix D, yellow construction paper, black pipe cleaners, scissors, markers or crayons, tape or glue

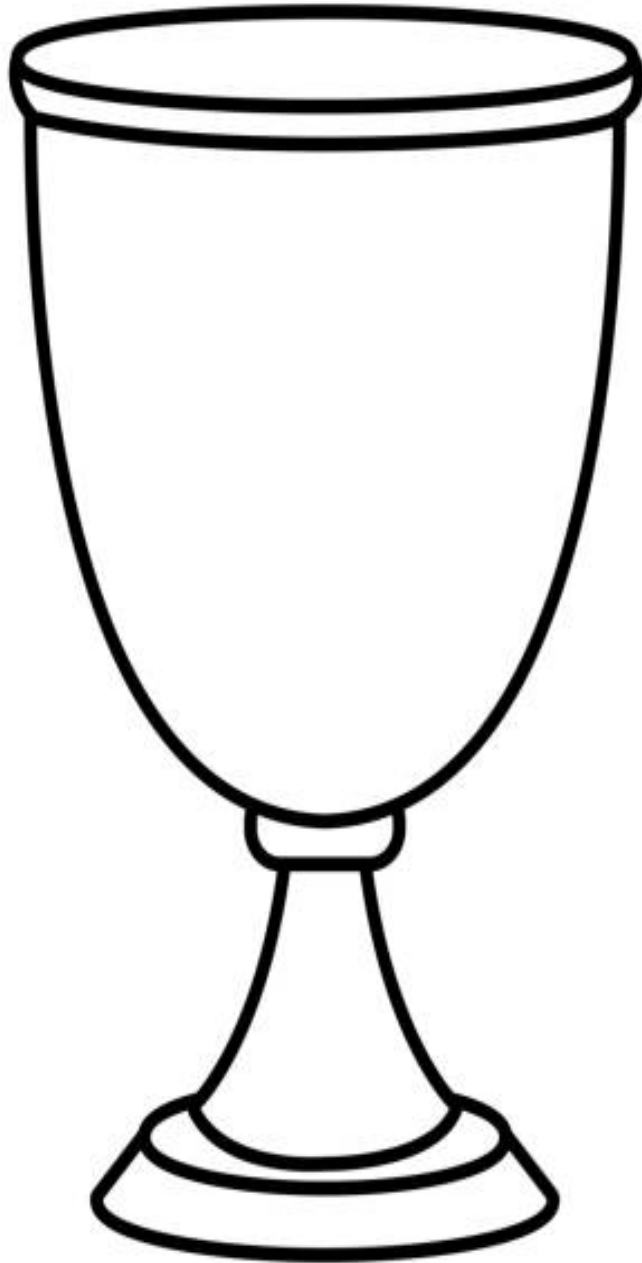



Instructions: Print copies of Bee-Attitude wings in Appendix D (one per student). Give each student a set of wings, a half sheet of yellow construction paper and a black pipe cleaner. Color thick lines across the yellow construction paper like a bumble bee. Then make a short tube out of yellow construction paper and glue or the tube closed. Cut a pipe clean in half and round the ends in a small tight circle to create antennae. Use tape to attach the antennae to the tube. Cut out the Bee-Attitude wings and use tape or glue to attach the wings to the tube.

Close the lesson with prayer.

Lord, help us to have an attitude of love like Jesus. Remind us that we should care more about others than ourselves and that we can receive your blessings when we live the Beatitudes in our daily lives. In Jesus name, Amen.

Appendix A | Last Supper Cup Pattern



Appendix B | Bible Verse Flash Cards (front)

Psalm 23:1

John 3:16

Matthew 6:33

Psalm 119:105


Psalm 30:5

Philippians 4:13

Luke 10:27

Matthew 28:19

<p>For God so loved the world that he gave his only begotten Son, that whosoever believes in him should not perish but have everlasting life.</p>	<p>The Lord is my Shepherd; I shall not want.</p>
<p>Your word is a lamp to my feet and a light to my path.</p>	<p>But seek first the kingdom of God and his righteousness, and all these things shall be added to you.</p>
<p>I can do all things through Christ who strengthens me.</p>	<p>For his anger is but for a moment, his favor is for life. Weeping may endure for a night, but joy comes in the morning.</p>
<p>Go therefore and make disciples of all the nations, baptizing them in the name of the Father, and of the Son, and of the Holy Spirit.</p>	<p>You shall love the Lord your God with all your soul, with all your strength, and with all your mind, and your neighbor as yourself.</p>



Blessed are the poor in spirit, for theirs is the kingdom of heaven.

Blessed are those who mourn, for they will be comforted.

Blessed are the meek, for they will inherit the earth.

Blessed are those who hunger and thirst for righteousness, for they will be filled.

Blessed are the merciful, for they will be shown mercy.

Blessed are the peacemakers, or they will be called children of God.

Blessed are those who are persecuted because of righteousness, for theirs is the kingdom of heaven.

Blessed are you when people insult you, persecute you and falsely say all kinds of evil against you because of me. Rejoice and be glad for your reward is great in heaven.

Matthew 5:1- 12